



Access Cabinet High Flow Server Door

Equipment cooling continues to be one of the most important challenges that IT technicians and data centre manager's face today. Cooper B-Line has developed an entire portfolio of products to help meet these challenges.

Our new range of Access Cabinet High Flow Server Doors are designed to maintain critical enclosure security, whilst at the same time providing volume airflow for the essential thermal management of active equipment. By using a combination of high density perforated sheet, forming the door in a bowed corrugation, our engineers have been able to design a range doors to offer a minimum of 84% free area in relation to the free aperture through the 19-inch mounting angles.








These doors can retro fitted to existing Access Cabinets deployed in the field and can be hung either left or right hinged utilising the same convenient quick fit hinge found on our standard doors. In addition these doors are fully compatible with our range of standard swing handle locks, mechanical combination locks and i-PAL electronic locks continuing our evolution of modular solutions designed to grow with demand.

As well as the thermal benefits the Access Cabinet High Flow Server Door range also offers an aesthetically pleasing product with functional benefits. Doors can be supplied with the option of either blue or black colour coded moulded trims or customer configurable metal trims. The metal trims offer the opportunity to easily achieve customer centric branding or the ability to easily distinguish and identify a cabinet's function.

The formed bowed door also offers additional clearance between the face of the 19-inch mounting angles and the inside face of the door ensuring that active equipment is able to operate in the most efficient way.

















Range options include:

-  27U, 42U & 47U heights.
-  600mm & 800mm width variants.
-  Light Grey (NCS 1502-Y) or Black (RAL 9005) finish.
-  Blue , Black or Grey hardware.
-  Top and bottom trim options.
 - Moulded trims in Blue or Black.
 - Steel trims in Blue, Black or Mid Gray as standard with other options available to order.

New Product Release

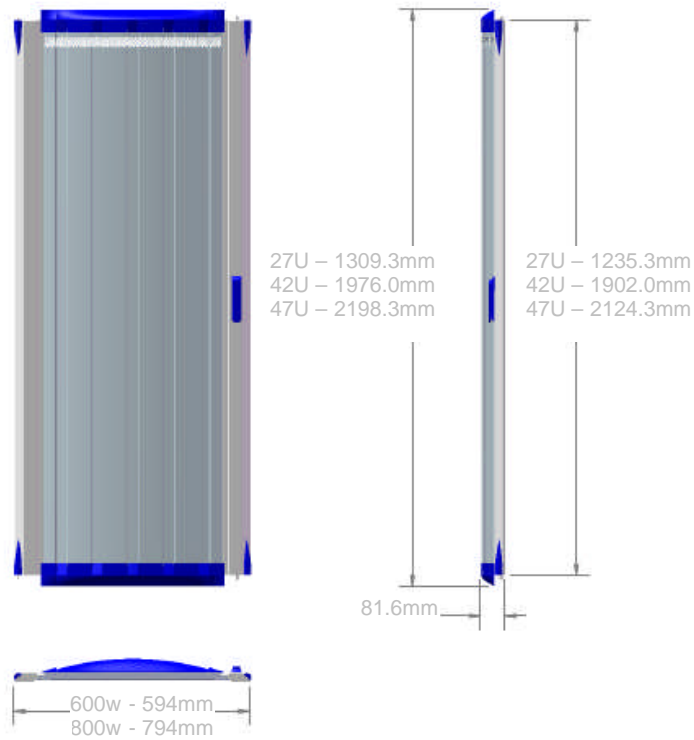
TECHNICAL SPECIFICATIONS

<p>Door Frame Material</p> <p>Door Mesh Material</p>	<p>1.5mm Thick Mild Steel</p> <p>1.0mm Thick Mild Steel High Density Perforated Mesh</p>  <p>6.4mm Hex Pattern</p>		
<p>Door Finish Options</p>	 <p>Light Grey NCS 1502-Y</p>	 <p>Black - RAL 9005</p>	
<p>Hardware Finish</p>	 <p>Blue – NCS 4550-R90B</p>	 <p>Black - RAL 9005</p>	 <p>Mid Grey - NCS 4502</p>
<p>Steel Trim Finish</p> 	 <p>Blue – NCS 4550-R90B</p>	 <p>Black - RAL 9005</p>	 <p>Mid Grey - NCS 4502</p>
<p>Moulded Trim Finish</p> 	 <p>Blue – NCS 4550-R90B</p>	 <p>Black - RAL 9005</p>	
<p>Hinging</p>	<p>Quick release hinge pins with the option to hang left or right hand hinged.</p>		
<p>Locking</p>	<p>Two point espan assembly with keyed alike locking colour coded swing handle as standard. Optional euro profile swing handle, mechanical combination swing handle (black finish only) as well as electronic i-PAL swing handle option (Black, Blue and Mid Grey).</p>		
<p>Supplied</p>	<p>Factory fitted as standard or flat packed* *Flat packs subject to additional costs</p>		

New Product Release

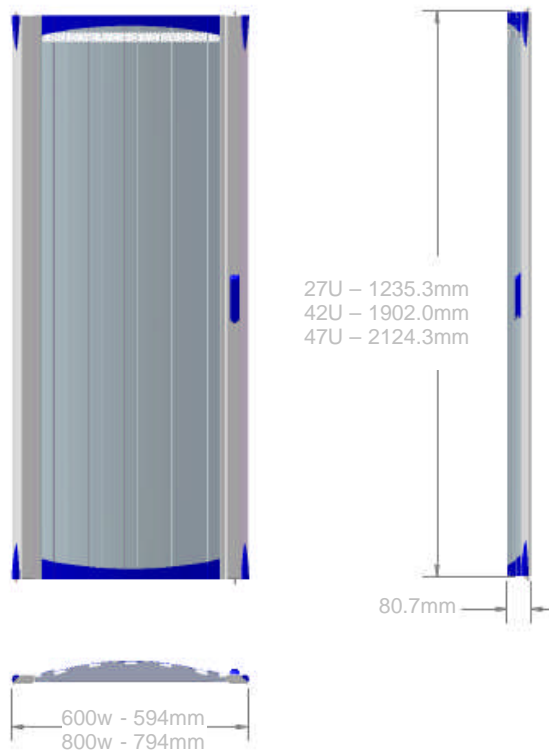
Access High Flow Server Door With Moulded Trims

Overall Dimensional Details



Access High Flow Server Door With Steel Trims

Overall Dimensional Details



New Product Release

Part Number Order Codes & Descriptions

Part Number	Description	Free Area %	Finish	Weight (kg)
AHFD276AS	Access Cabinet 27U x 600mm Wide High Flow Server Door With Metal Trims	84%	Light Grey / Blue	8.7kg
AHFD278AS	Access Cabinet 27U x 800mm Wide High Flow Server Door With Metal Trims	122%	Light Grey / Blue	9.8kg
AHFD426AS	Access Cabinet 42U x 600mm Wide High Flow Server Door With Metal Trims	84%	Light Grey / Blue	12.7kg
AHFD428AS	Access Cabinet 42U x 800mm Wide High Flow Server Door With Metal Trims	122%	Light Grey / Blue	14.0kg
AHFD476AS	Access Cabinet 47U x 600mm Wide High Flow Server Door With Metal Trims	84%	Light Grey / Blue	14.0kg
AHFD478AS	Access Cabinet 47U x 800mm Wide High Flow Server Door With Metal Trims	122%	Light Grey / Blue	15.4kg
AHFD276BAS	Access Cabinet 27U x 600mm Wide High Flow Server Door With Metal Trims	84%	Black	8.7kg
AHFD278BAS	Access Cabinet 27U x 800mm Wide High Flow Server Door With Metal Trims	122%	Black	9.8kg
AHFD426BAS	Access Cabinet 42U x 600mm Wide High Flow Server Door With Metal Trims	84%	Black	12.7kg
AHFD428BAS	Access Cabinet 42U x 800mm Wide High Flow Server Door With Metal Trims	122%	Black	14.0kg
AHFD476BAS	Access Cabinet 47U x 600mm Wide High Flow Server Door With Metal Trims	84%	Black	14.0kg
AHFD478BAS	Access Cabinet 47U x 800mm Wide High Flow Server Door With Metal Trims	122%	Black	15.4kg

Moulded Trim Variants Released September 2007

AHFDMT276AS	Access Cabinet 27U x 600mm Wide High Flow Server Door With Moulded Trims	84%	Light Grey / Blue	8.7kg
AHFDMT278AS	Access Cabinet 27U x 800mm Wide High Flow Server Door With Moulded Trims	122%	Light Grey / Blue	9.8kg
AHFDMT426AS	Access Cabinet 42U x 600mm Wide High Flow Server Door With Moulded Trims	84%	Light Grey / Blue	12.7kg
AHFDMT428AS	Access Cabinet 42U x 800mm Wide High Flow Server Door With Moulded Trims	122%	Light Grey / Blue	14.0kg
AHFDMT476AS	Access Cabinet 47U x 600mm Wide High Flow Server Door With Moulded Trims	84%	Light Grey / Blue	14.0kg
AHFDMT478AS	Access Cabinet 47U x 800mm Wide High Flow Server Door With Moulded Trims	122%	Light Grey / Blue	15.4kg
AHFDMT276BAS	Access Cabinet 27U x 600mm Wide High Flow Server Door With Moulded Trims	84%	Black	8.7kg
AHFDMT278BAS	Access Cabinet 27U x 800mm Wide High Flow Server Door With Moulded Trims	122%	Black	9.8kg
AHFDMT426BAS	Access Cabinet 42U x 600mm Wide High Flow Server Door With Moulded Trims	84%	Black	12.7kg
AHFDMT428BAS	Access Cabinet 42U x 800mm Wide High Flow Server Door With Moulded Trims	122%	Black	14.0kg
AHFDMT476BAS	Access Cabinet 47U x 600mm Wide High Flow Server Door With Moulded Trims	84%	Black	14.0kg
AHFDMT478BAS	Access Cabinet 47U x 800mm Wide High Flow Server Door With Moulded Trims	122%	Black	15.4kg

Specifications subject to change without notice. For further details please contact our customer services team.

